

# TEMPUS

Modernising higher education

Tempus IV, Second Call for proposals, 2009  
Overview on the selection process and results

28 October 2009



European Commission  
**TEMPUS**



[http://eacea.ec.europa.eu/tempus/index\\_en.php](http://eacea.ec.europa.eu/tempus/index_en.php)

# Main steps in the selection process

## Preparation of the selection process

Roadmap, milestones, recruitment of experts, tools and methodologies

## Reception of project proposals: 28 April 2009

Check of eligibility, exclusion and selection criteria

## Evaluation of proposals against award criteria

Experts' briefing

Assessment of proposals by academic experts

Debriefing with lead experts to shortlist best proposals

## Inter-service selection panel at the Agency

### Consultations

EC Delegations, NTOs and Ministries of Education in Partner countries

### Financial verification

## Inter-service selection panel at the Agency for final list of projects

## Award decision by the Authorising Officer (EACEA Director)

# Total number of applications received

Increased interest...

**608 proposals** submitted

(15% more compared to 530 received in 2008)

**150 (25%) PC coordinator** (grant-holder)

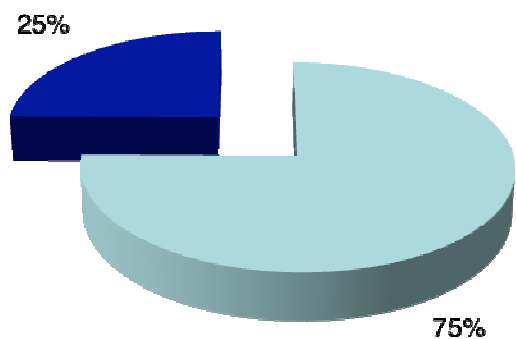
(19% more compared to 126 received in 2008)

**€ 950.000** = average budget size

**10 partners** = average consortium size

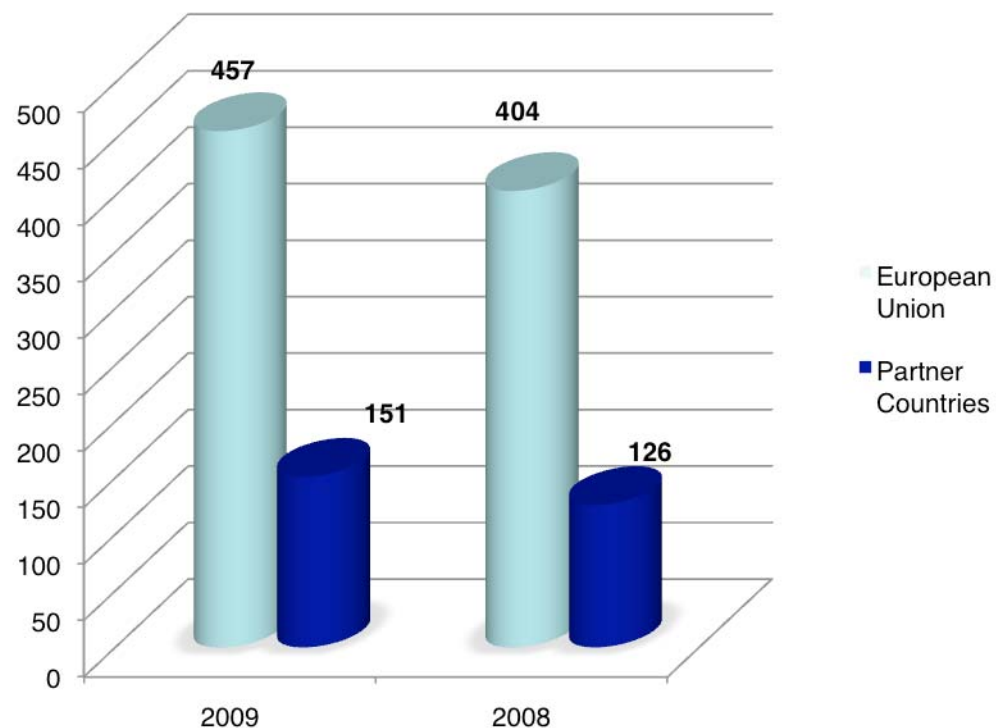
# Applications from EU MS & PC Institutions

2009



2009

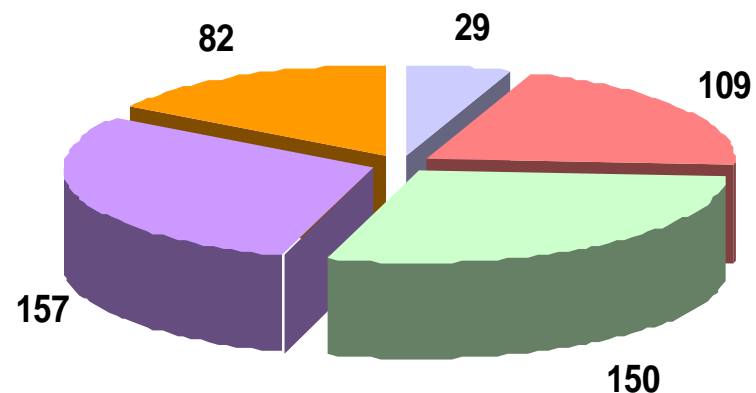
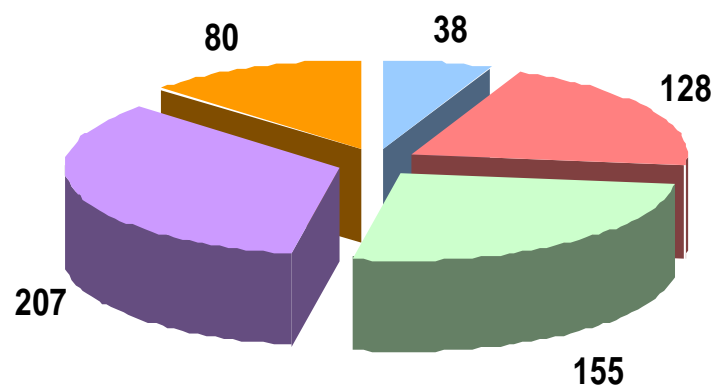
2008



# Breakdown of applications by target region

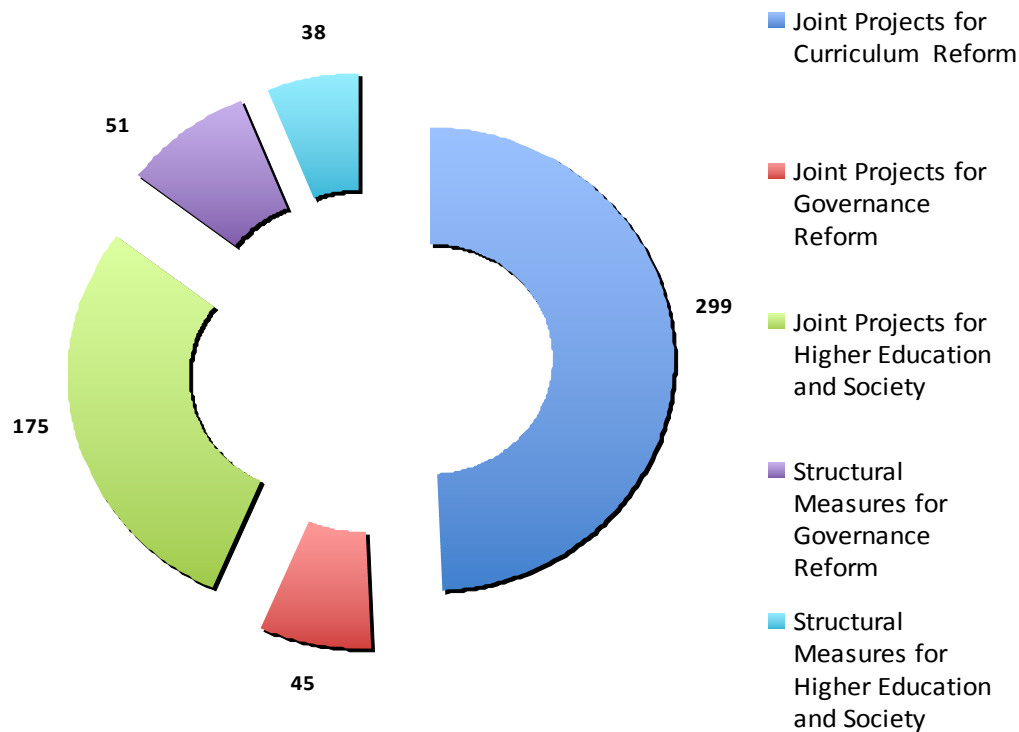
2009

2008

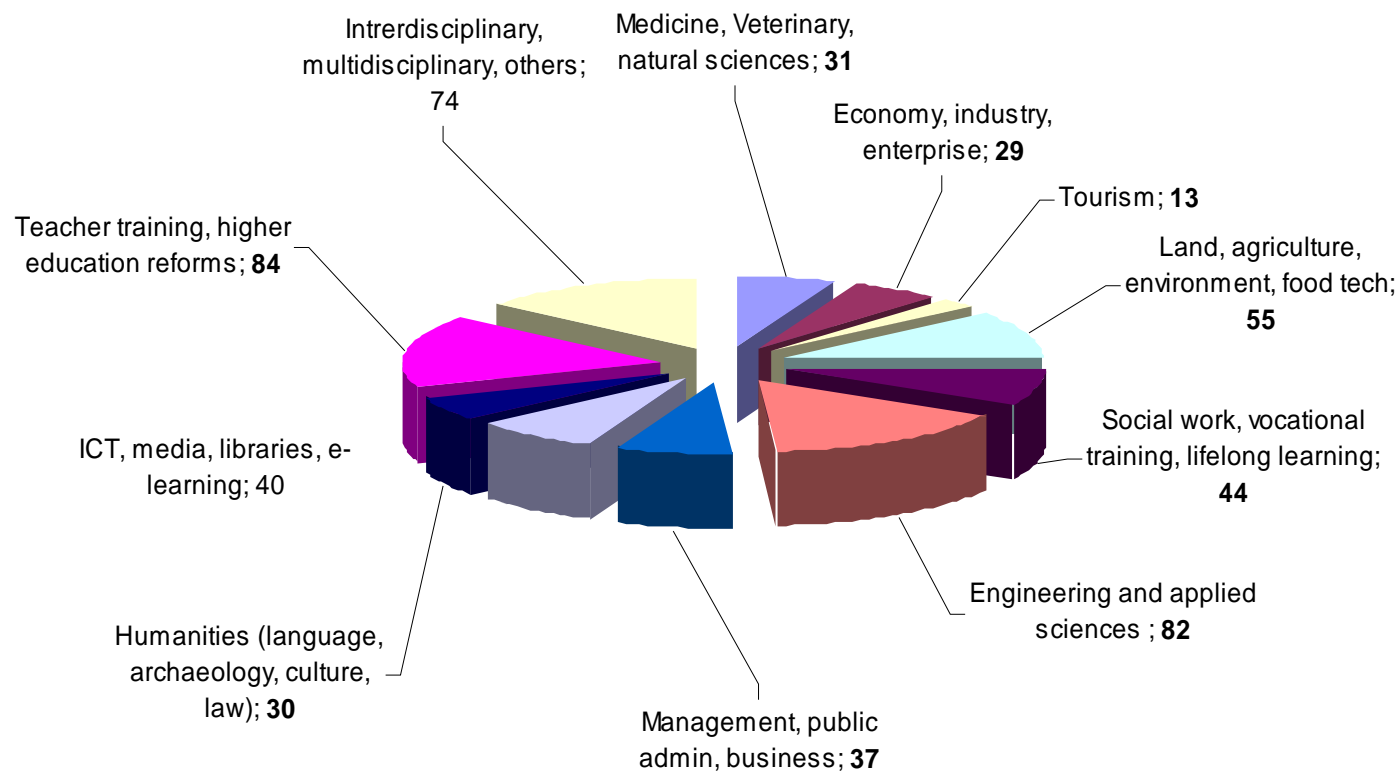


- CENTRAL ASIA
- MEDITERRANEAN COUNTRIS
- MULTIREGIONAL
- WESTERN BALKANS
- EASTERN EUROPE

# Breakdown of applications according to activity type



# Subject areas addressed for curriculum reform



# Project assessment against award criteria by external experts

## Assessment

- ❖ Each application assessed by two different experts, by teleworking, supported by the Agency on-line assessment tool
- ❖ 1st stage: Each expert carried out individual assessment
- ❖ 2<sup>nd</sup> stage: the 2 experts assessing the same proposals reached consolidated judgements and scores
- ❖ Lead-experts responsible to mediate consolidations, ensure quality assessment outputs, final proofreading

## Debriefing panel with lead-experts

- ❖ Discussion on the quality of the proposals
- ❖ Suggestions for improvement of the evaluation exercise



# Feedback from experts after assessment on award criteria – 2<sup>nd</sup> Call

## Most difficult criteria to assess

- ❖ Relevance
- ❖ Budget and cost effectiveness

## Contents of award criteria

- ❖ Number of criteria should be kept as such, but
- ❖ Better balance needed (Methodology is too comprehensive, some overlapping aspects to be avoided or included in other criteria, e.g. Dissemination goes better with Sustainability)



# Feedback from experts after assessment on award criteria – Tempus IV First Two Calls (1)

Part of application best completed?

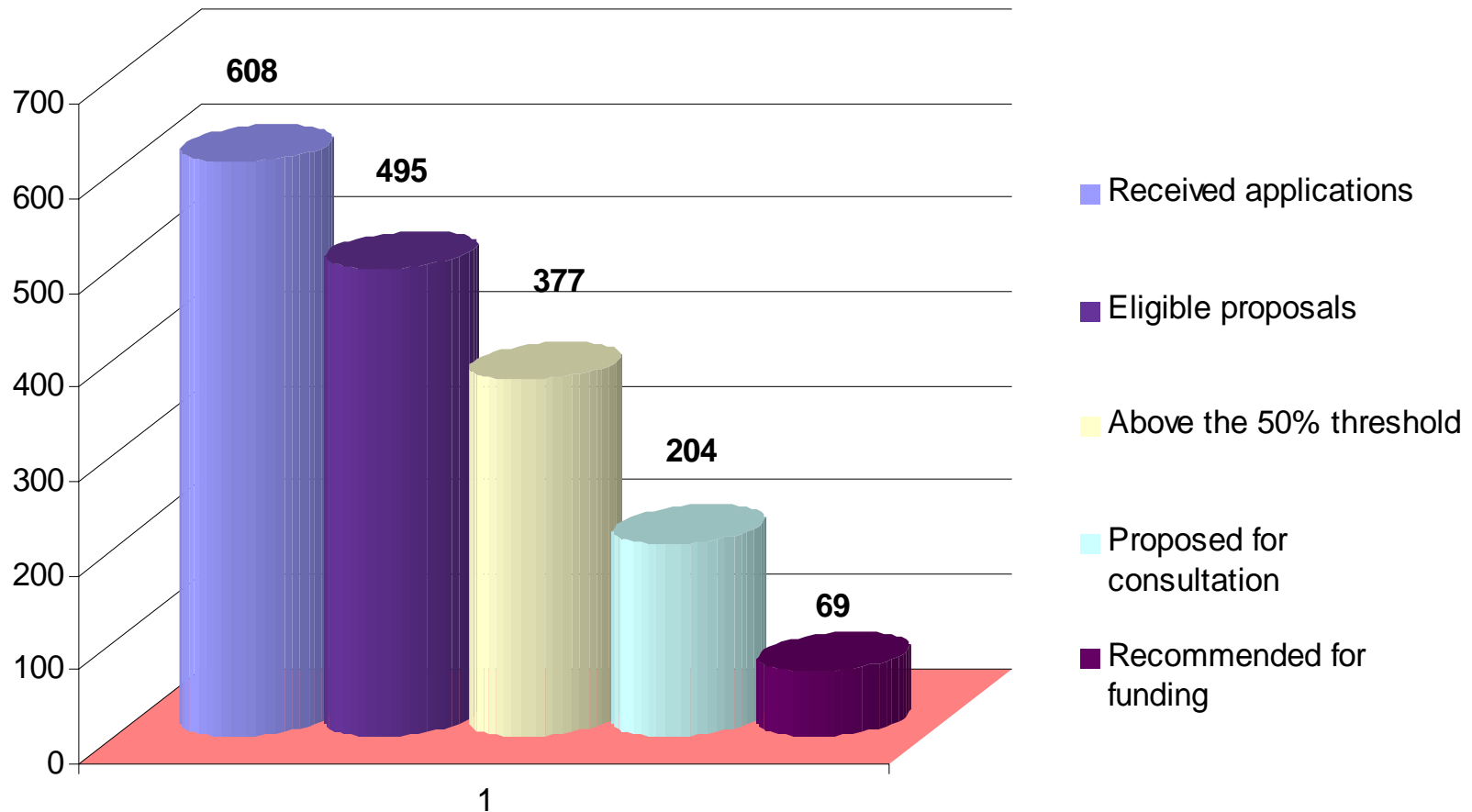
- LFM
- Work plan
- Needs analysis
- Description of partner institutions
- Project summary

## Feedback from experts after assessment on award criteria – Tempus IV First Two Calls (2)

### Part of application worst completed?

- Sustainability & dissemination
- Outcome & activity tables
- Quality control, monitoring and management
- Budget

# Selection progress

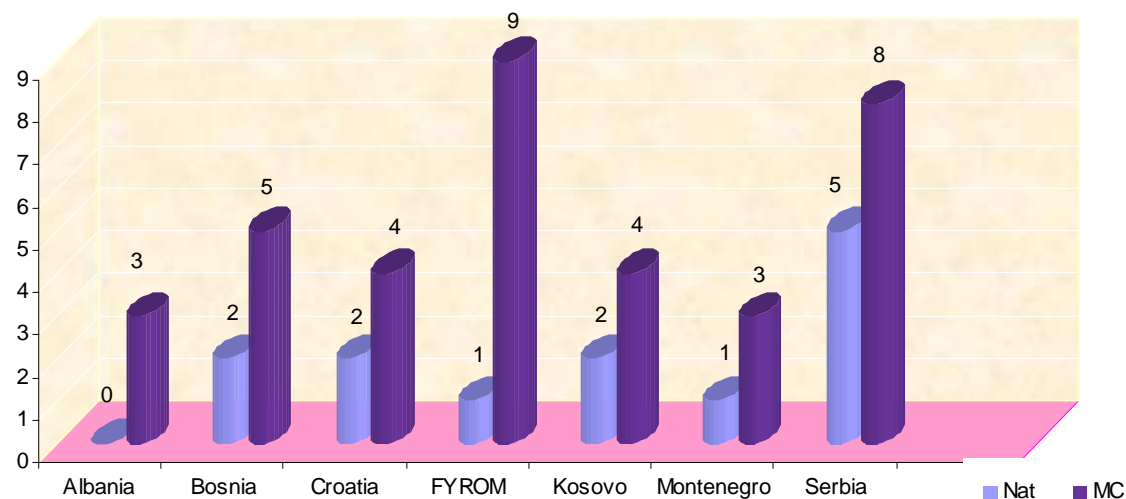
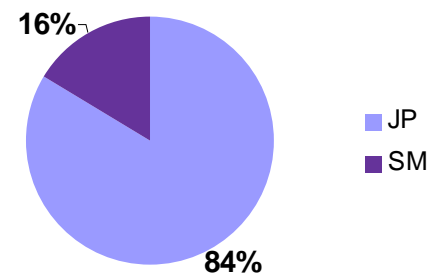


## Overview of the selection progress on target regions

REGION	Received applications	Eligible applications	Above the 50% threshold	Proposed for consultation	Recommended for funding
Western Balkans	127	107	83	58	24
Central Asia	36	33	23	17	5
Eastern Neighbouring	148	120	90	52	12
Russian Federation	62	53	41	23	9
South Neighbouring area	157	129	106	33	16
Multiregional	78	53	34	21	3
<b>TOTAL</b>	<b>608</b>	<b>495</b> (81.41%)	<b>377</b> (76.16%)	<b>204</b> (54.11%)	<b>69</b> (11.34%)

## Western Balkans – National vs Multi-country Country participation in projects recommended for funding

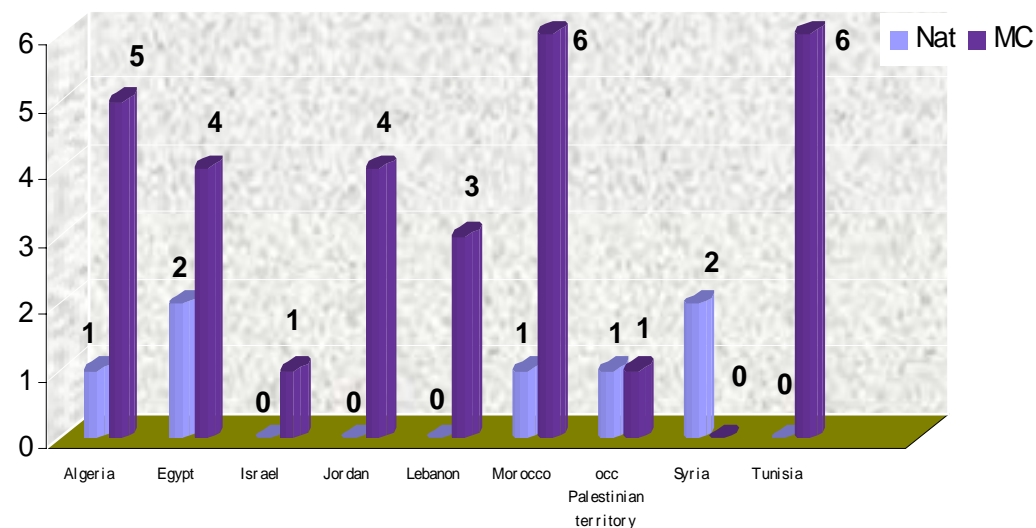
Country	Nat	MC	Total	JP	SM
<b>Total</b>	<b>13</b>	<b>12</b>	<b>25</b>	<b>19</b>	<b>6</b>
Albania	0	3	3	3	0
Bosnia	2	5	7	4	3
Croatia	2	4	6	5	1
FYROM	1	9	10	9	1
Kosovo	2	4	6	5	1
Montenegro	1	3	4	4	0
Serbia	5	8	13	11	2



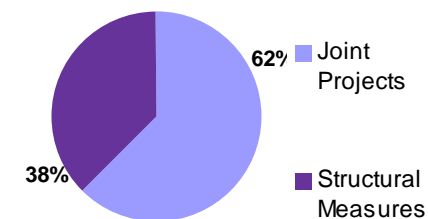
Country figures cannot be added as several countries can be involved in the same project.  
Multi-regional projects are included in the multi-country category.

# Southern Mediterranean countries - National vs Multi-country Country participation in projects proposed for funding

Country	Nat	MC	Total	JP	SM
<b>Total</b>	<b>7</b>	<b>9</b>	<b>16</b>	<b>9</b>	<b>7</b>
Algeria	1	5	6	4	2
Egypt	2	4	6	5	1
Israel	0	1	1	0	1
Jordan	0	4*	4*	3	1*
Lebanon	0	3	3	2	1
Morocco	1	6	7	4	3
occ Palestinian territory	1	1	2	0	2
Syria	2	0	2	1	1
Tunisia	0	6	6	4	2

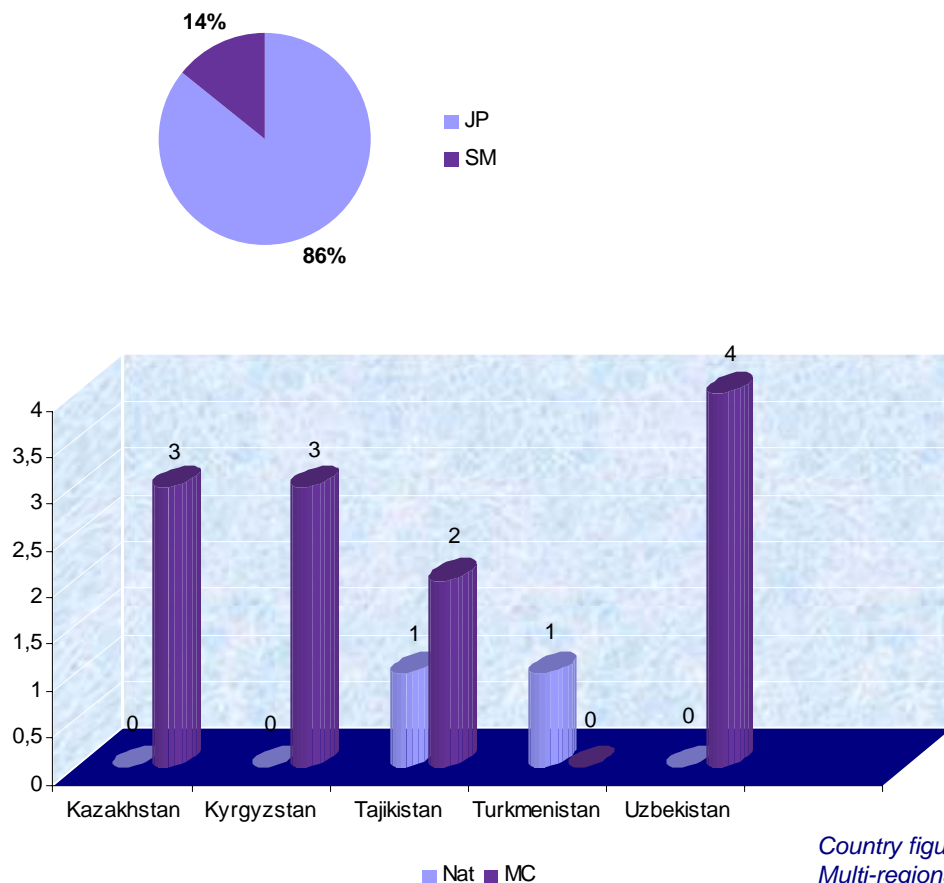


*\*Out of which a project including an association of Arabic universities, pan-Arabic organisation based in Jordan and covering the other countries involved in the consortium.*



Country figures cannot be added as several countries can be involved in the same project. Multi-regional projects are included in the multi-country category.

## Central Asia- National vs Multi-country Country participation in projects proposed for funding

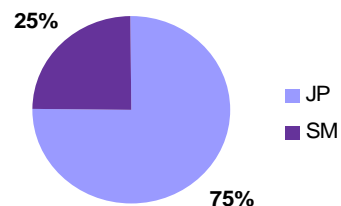


Country	Nat	MC	Total	JP	SM
<b>Total</b>	<b>2</b>	<b>5</b>	<b>7</b>	<b>5</b>	<b>2</b>
Kazakhstan	0	3	3	3	0
Kyrgyzstan	0	3	3	3	0
Tajikistan	1	2	3	3	0
Turkmenistan	1	0	1	0	1
Uzbekistan	0	4	4	3	1

Country figures cannot be added as several countries can be involved in the same project.  
Multi-regional projects are included in the multi-country category.



## Eastern European countries - National vs Multi-country Country participation in projects recommended for funding

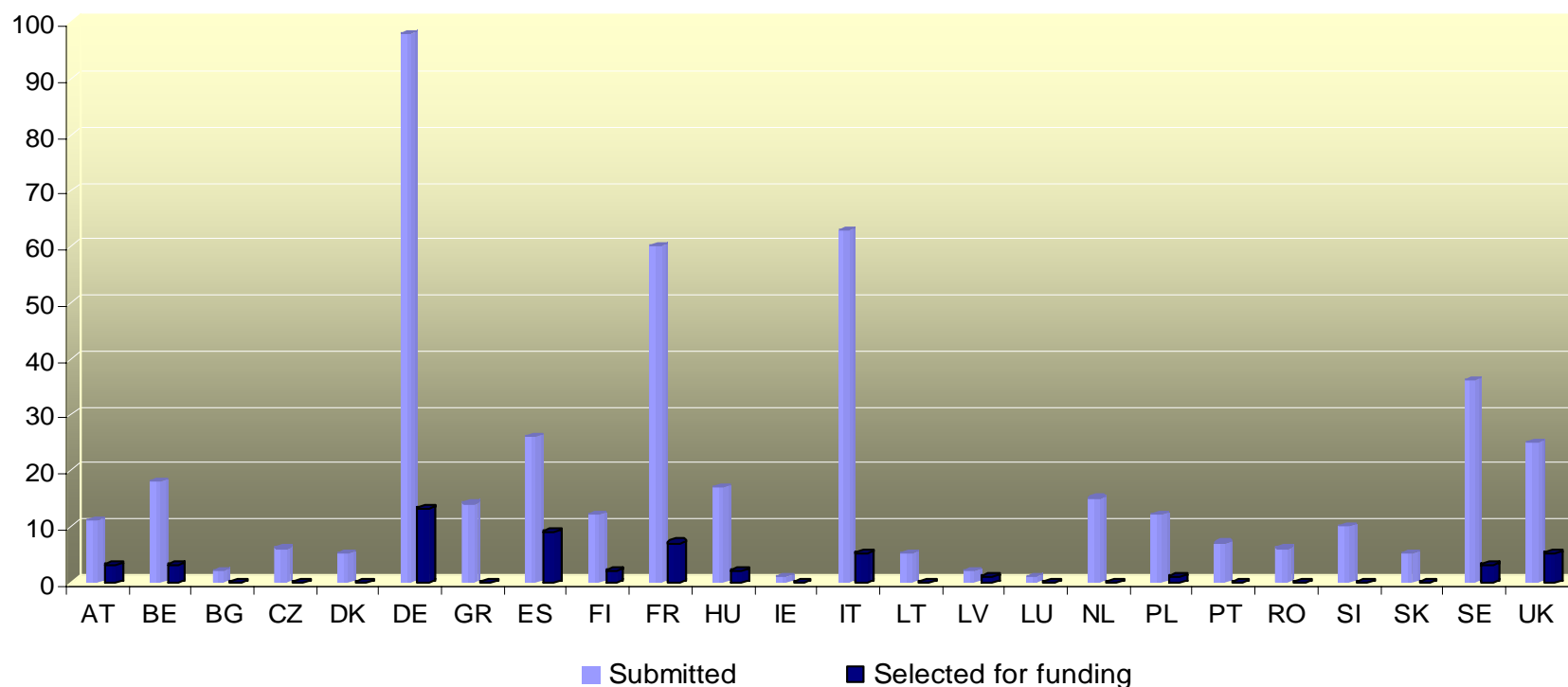


Country	Nat	MC	Total	JP	SM
<b>Total</b>	<b>13</b>	<b>12</b>	<b>25</b>	<b>19</b>	<b>6</b>
Armenia	0	3	3	2	1
Azerbaijan	0	2	2	2	0
Georgia	0	4	4	3	1
Belarus	0	4	4	3	1
Moldova	1	1	2	0	2
Russia (incl. Bilateral)	9	5	14	12	2
Ukraine	3	8	11	8	3

Country figures cannot be added as several countries can be involved in the same project. Multi-regional projects are included in the multi-country category.

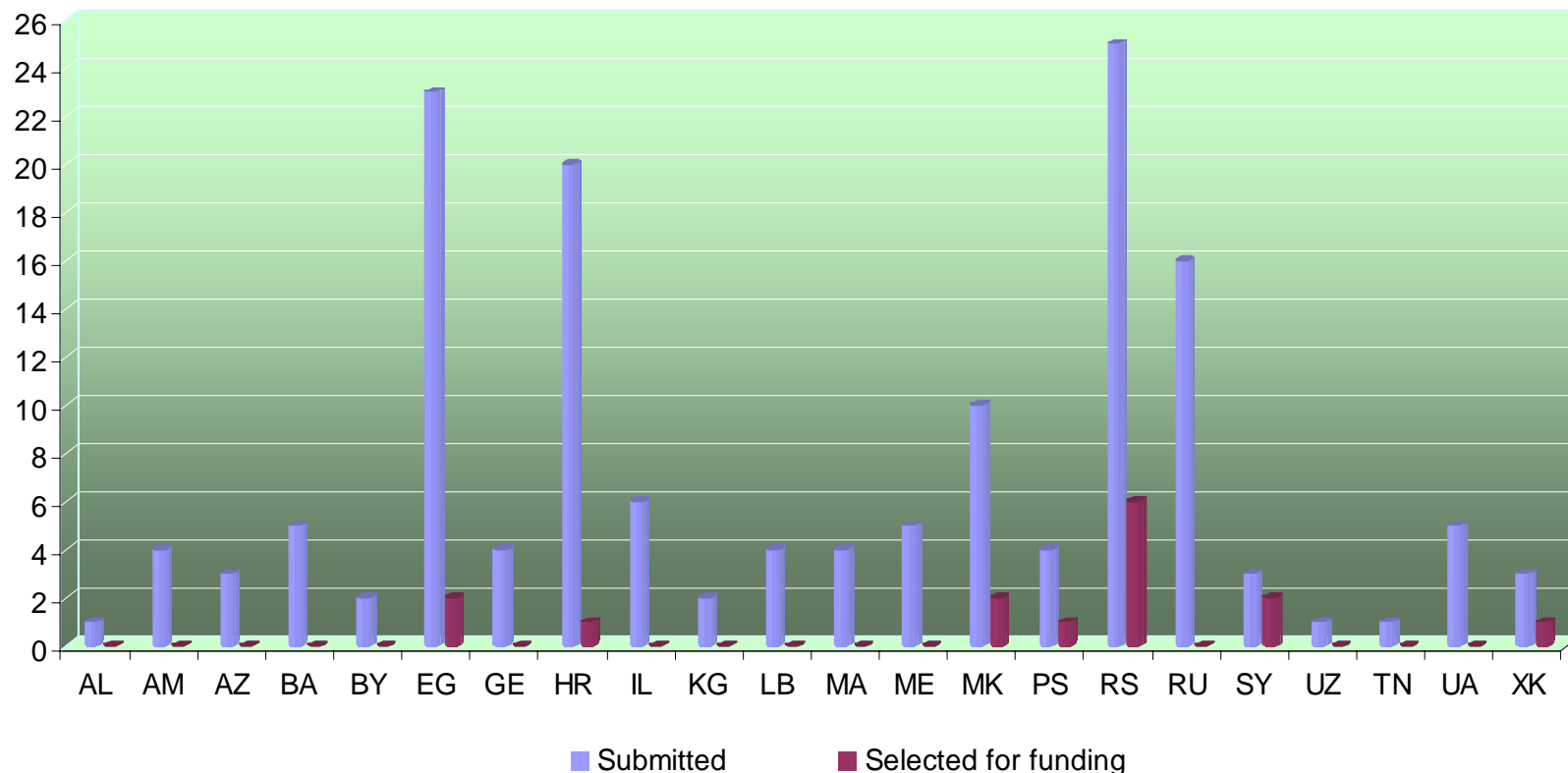
## Number of applications coordinated by EU Member State institutions / Submitted vs Selected

AT	BE	BG	CZ	DK	DE	GR	ES	FI	FR	HU	IE	IT	LT	LV	LU	NL	PL	PT	RO	SI	SK	SE	UK	Total
11	18	2	6	5	98	14	26	12	60	17	1	63	5	2	1	15	12	7	6	10	5	36	25	<b>457</b>
3	3	0	0	0	13	0	9	2	7	2	0	5	0	1	0	0	1	0	0	0	0	3	5	<b>54</b>



## Number of applications coordinated by Partner Country institutions / Submitted vs Selected

AL	AM	AZ	BA	BY	EG	GE	HR	IL	KG	LB	MA	ME	MK	PS	RS	RU	SY	UZ	TN	UA	XK	Total
1	4	3	5	2	23	4	20	6	2	4	4	5	10	4	25	16	3	1	1	5	3	151
0	0	0	0	0	2	0	1	0	0	0	0	0	2	1	6	0	2	0	0	0	1	15



# Selection Conclusions

## Summary results

69 proposals recommended for funding  
15 proposals have partner countries as coordinator (21%)

50 Joint Projects  
19 Structural measures (27,5%)

34 proposals are multi-country (49%)

€ 815.000 = average budget size

13 partners = average consortium size, out of which  
9 partner country organisation in average / project

## Next steps

- ➔ Notification of results - feedback to applicants
- ➔ Contractualisation
- ➔ Preparation of the Tempus IV – Third call for proposals